



Altaché™ Series

Altaché™ Series



Streamlined, contemporary and sophisticated

Turn heads with Altaché™ Series from Modinex. This superbly stylish profile combines sleek lines of anodised aluminium with the natural warmth of Western Red Cedar. Make A modern Statement with Altaché™.

Features and benefits



Sustainable Timber

Sustainably-harvested timber PEFC™ Certified



Flexibility

Available in two cover widths 147mm & 97mm



Dimensional stability

Western Red Cedar is resistant to cupping, warping and shrinking, even when milled into intricate profiles



Pest resistant

The naturally-occurring preservatives present in Western Red Cedar provide in-built resistance to termites, moisture and decay

Altaché™ series is ideal for:

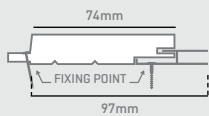
- External cladding
- Internal cladding Walls
- Receptions
- Feature walls
- Bulk heads
- Garage doors

PROFILES

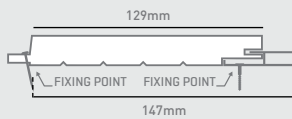
ALTACHÉ™ CLAD

18mm aluminum face exposure when joined. With optional clear or black anodised aluminum.

AC 97 X 18




AC 147 X 18



ALTACHÉ™ FINELINE

8mm aluminum face exposure when joined. With optional clear or black anodised aluminum.

AF 142 X 10



Download the latest CAD files from the product section of modinex.com.au

ALTACHÉ™ SERIES

| Profile Code | Cover mm | Thickness mm | Ceiling Spans mm | Face Exposures | |
|--------------------------|----------|--------------|------------------|----------------|--------------|
| | | | | Timber mm | Aluminium mm |
| Altaché™ Clad | | | | | |
| AC 97 X 18 | 97 | 18 | 600 | 74 | 18 |
| AC 147 X 18 | 147 | 18 | 600 | 129 | 18 |
| Altaché™ Fineline | | | | | |
| AF 142 X 10 | 142 | 10 | 600 | 134 | 8 |

Further product information and downloads for Altaché Series are available at modinex.com.au



Installation Instructions



Product Care



CAD files



Technical Information



Like what you see?

Get in touch and order your free sample today!

Phone 1800 156 455 **Email** hello@modinex.com.au

For further product information and downloads **Visit** modinex.com.au

modinex GROUP
LEADING EDGE ARCHITECTURAL